



**Airport National**  
**2-Person Ryder Cup**  
**27 Holes**  
**September 9th, 2018**

HOLE NUMBER	1	2	3	4	5	6	7	8	9	OUT
NAMES / PAR	4	3	3	4	4	3	4	4	3	32
PAN KEMPF	3	3	3	3	4	3	4	3	2	
ADAM COLBECK	Best Shot Total= 28									

NICK MILLER	3	3	3	3	3	3	4	4	3	
CHRIS JAMES	Best Shot Total= 29									

JOSH MOORE	5	3	3	3	4	4	4	3	3	
NATE MEYER	Best Shot Total= 32									

HOLE NUMBER	1	2	3	4	5	6	7	8	9	OUT
NAMES / PAR	4	3	3	4	4	3	4	4	3	32
RYAN McMANN	5	4	4	4	4	4	4	2	4	
JASON ANDERSON	Best Shot Total= 35									

CALEB ESTREM	4	4	4	5	6	3	4	5	3	
LUCAS ROBINSON	Best Shot Total= 38									

DERRIK OJA	4	3	4	4	3	3	4	4	3	
TANNER LAMB	Best Shot Total= 32									

HOLE NUMBER	1	2	3	4	5	6	7	8	9	OUT
NAMES / PAR	4	3	3	4	4	3	4	4	3	32
ANDREW PHELPS	4	2	5	3	4	3	5	4	3	
ANDY LAHR	Best Shot Total= 33									

ROBBE JENSEN	5	3	3	3	4	4	4	5	3	
RYAN JOHNSON	Best Shot Total= 34									

ANDY WARACK	5	2	4	4	3	3	4	5	3	
PATRICK RHATIGAN	Best Shot Total= 33									

	10	11	12	13	14	15	16	17	18	OUT	1-18 Total
	4	3	3	4	3	3	3	4	4	31	63
	4	4	3	4	3	3	2	3	3		
	Best Ball Total= 29										

	4	3	3	3	3	2	2	4	3		
	Best Ball Total= 27										

	3	2	3	4	2	2	2	5	4		
	Best Ball Total= 27										

	10	11	12	13	14	15	16	17	18	OUT	1-18 Total
	4	3	3	4	3	3	3	4	4	31	63
	4	4	4	4	3	4	3	4	3		
	Best Ball Total= 33										

	4	3	4	7	5	3	3	5	4		
	Best Ball Total= 38										

	4	4	5	4	3	2	4	3	4		
	Best Ball Total= 33										

	10	11	12	13	14	15	16	17	18	OUT	1-18 Total
	4	3	3	4	3	3	3	4	4	31	63
	4	4	3	4	3	4	4	3	4		
	Best Ball Total= 33										

	5	4	3	4	3	3	3	5	4		
	Best Ball Total= 34										

	4	4	5	5	3	4	4	5	3		
	Best Ball Total= 37										

	19	20	21	22	23	24	25	26	27	IN	TTL
	3	5	4	3	4	4	3	4	3	33	96
	2	4	3	4	4	3	3	4	3		87
	Alt. Shot Total= 30										

	3	5	3	3	4	3	3	4	3		87
	Alt. Shot Total= 31										

	4	4	3	4	4	4	3	4	4		93
	Alt. Shot Total= 34										

	19	20	21	22	23	24	25	26	27	IN	TTL
	3	5	4	3	4	4	3	4	3	33	96
	5	6	3	2	4	4	4	6	4		106
	Alt. Shot Total= 38										

	4	7	6	5	6	8	4	5	5		126
	Alt. Shot Total= 50										

	4	6	4	3	5	5	4	6	4		106
	Alt. Shot Total= 41										

	19	20	21	22	23	24	25	26	27	IN	TTL
	3	5	4	3	4	4	3	4	3	33	96
	5	4	4	4	3	5	3	5	3		102
	Alt. Shot Total= 36										

	3	5	4	3	5	4	4	4	3		103
	Alt. Shot Total= 35										

	4	6	5	3	5	4	3	4	4		108
	Alt. Shot Total= 38										

3<sup>RD</sup> CHAMP \$36.<sup>00</sup> EA.  
 2<sup>ND</sup> CHAMP \$46.<sup>00</sup> EA.

2<sup>ND</sup> SECOND \$36.<sup>00</sup> EA.  
 1<sup>ST</sup> SECOND FL. \$46.<sup>00</sup> EA.

3<sup>RD</sup> FIRST FL. \$26.<sup>00</sup> EA.



HOLE NUMBER	1	2	3	4	5	6	7	8	9	OUT
NAMES / PAR	4	3	3	4	4	3	4	4	3	32
Andy Sulhoff	4	3	4	3	3	3	4	4	3	
ZACH SCHLARETEK	Best Shot Total= 31									

10	11	12	13	14	15	16	17	18	OUT	1-18 Total
4	3	3	4	3	3	3	4	4	31	63
4	3	4	4	2	2	2	4	3		
Best Ball Total= 28										

19	20	21	22	23	24	25	26	27	IN	TTL
3	5	4	3	4	4	3	4	3	33	96
4	8	4	3	4	4	3	5	3		97
Alt. Shot Total= 38										

1<sup>st</sup> FIRST FL. \$46.<sup>00</sup> EA.

RICK ERICKSON	4	3	3	3	4	3	4	4	3	
DREW ERICKSON	Best Shot Total= 31									

3	3	3	3	3	3	3	4	3		
Best Ball Total= 28										

3	5	3	4	6	4	3	3	3		93
Alt. Shot Total= 34										

AL OHLHAUER	4	4	3	3	5	4	4	4	2	
TED SCHULTE	Best Shot Total= 33									

5	4	4	7	3	4	4	4	4		
Best Ball Total= 36										

4	10	4	3	4	5	3	5	4		111
Alt. Shot Total= 42										

HOLE NUMBER	1	2	3	4	5	6	7	8	9	OUT
NAMES / PAR	4	3	3	4	4	3	4	4	3	32
DAVE RIMA	4	3	3	3	3	3	4	3	3	
MIKE GERBN	Best Shot Total= 29									

10	11	12	13	14	15	16	17	18	OUT	1-18 Total
4	3	3	4	3	3	3	4	4	31	63
4	3	3	4	3	3	3	4	3		
Best Ball Total= 30										

19	20	21	22	23	24	25	26	27	IN	TTL
3	5	4	3	4	4	3	4	3	33	96
3	5	4	3	4	3	3	4	3		91
Alt. Shot Total= 32										

STEVE MUDD	4	3	3	4	3	3	4	4	3	
DAN HERKER	Best Shot Total= 31									

3	3	3	4	3	4	3	4	5		
Best Ball Total= 32										

3	6	4	3	5	3	3	5	4		99
Alt. Shot Total= 36										

2<sup>nd</sup> FIRST FL. \$36.<sup>00</sup> EA.

MICHELLE TYLER	4	3	4	4	4	3	4	3	3	
PAT PHIPPS	Best Shot Total= 32									

5	3	2	4	3	3	2	4	3		
Best Ball Total= 29										

3	4	3	3	4	3	2	3	3		89
Alt. Shot Total= 28										

HOLE NUMBER	1	2	3	4	5	6	7	8	9	OUT
NAMES / PAR	4	3	3	4	4	3	4	4	3	32
IAN JOHNSTON	3	3	3	2	3	3	4	4	3	
BROCK BARNHART	Best Shot Total= 28									

10	11	12	13	14	15	16	17	18	OUT	1-18 Total
4	3	3	4	3	3	3	4	4	31	63
4	3	3	3	3	2	2	4	3		
Best Ball Total= 27										

19	20	21	22	23	24	25	26	27	IN	TTL
3	5	4	3	4	4	3	4	3	33	96
3	4	4	3	4	4	3	4	3		87
Alt. Shot Total= 32										

1<sup>st</sup> CHAMP \$56.<sup>00</sup> EA.

DAVE WALDEN	4	3	4	3	4	3	4	4	3	
JON HEUBNER	Best Shot Total= 32									

4	3	4	4	3	3	4	5	4		
Best Ball Total= 34										

5	4	4	3	5	4	5	5	3		104
Alt. Shot Total= 38										

MARK JOHNSON	4	3	4	4	3	3	4	4	3	
JOE SMITH	Best Shot Total= 32									

4	4	3	4	3	4	3	4	4		
Best Ball Total= 33										

4	5	4	4	7	6	3	6	4		108
Alt. Shot Total= 43										

3<sup>rd</sup> THIRD FL. \$26.<sup>00</sup> EA.



# DIVISION

HOLE NUMBER	1	2	3	4	5	6	7	8	9	OUT
NAME / PAR	4	3	3	4	4	3	4	4	3	32
CLAY STREUNK	3	3	3	3	4	3	4	4	3	
CRAIG COETS	Best Shot Total= 30									

10	11	12	13	14	15	16	17	18	OUT	1-18 Total
4	3	3	4	3	3	3	4	4	31	63
4	4	3	3	3	4	3	4	3		
Best Ball Total= 31										

19	20	21	22	23	24	25	26	27	IN	TTL
3	5	4	3	4	4	3	4	3	33	96
2	5	3	3	4	4	3	4	3		(92)
Alt. Shot Total= 31										
1 <sup>ST</sup> SR. CHAMPS \$51. <sup>00</sup> EA.										

ROGER HALLAMIT	3	3	3	3	4	2	4	3	4	
BRETT WAGNER	Best Shot Total= 29									

4	3	3	5	3	3	3	6	3		
Best Ball Total= 33										

5	5	4	3	3	4	3	5	3		(97)
Alt. Shot Total= 35										

RON HARRISON	4	4	3	3	3	3	4	4	3	
GREG BARDELEY	Best Shot Total= 31									

4	3	2	4	3	3	3	5	4		
Best Ball Total= 31										

4	6	4	3	5	4	4	4	4		(100)
Alt. Shot Total= 38										

HOLE NUMBER	1	2	3	4	5	6	7	8	9	OUT
NAME / PAR	4	3	3	4	4	3	4	4	3	32
CRAIG RINYAN	3	3	3	3	4	3	4	4	3	
BILL EICHENBOST	Best Shot Total= 30									

3	3	3	3	4	4	3	4	3		
Best Ball Total= 30										

19	20	21	22	23	24	25	26	27	IN	TTL
3	5	4	3	4	4	3	4	3	33	96
4	5	4	3	4	4	3	5	3		(95)
Alt. Shot Total= 35										

STEVE EBNER	4	3	3	3	3	3	4	4	3	
STEVE LAWRENCE	Best Shot Total= 30									

4	3	3	5	3	3	3	4	4		
Best Ball Total= 32										

3	5	3	2	4	4	3	4	3		(93)
Alt. Shot Total= 31										
2 <sup>ND</sup> SR. CHAMP \$41. <sup>00</sup> EA.										

TIM CONRAD	5	3	3	4	5	2	5	4	4	
BOB KALAR	Best Shot Total= 35									

5	3	5	5	3	4	3	6	4		
Best Ball Total= 38										

4	7	5	3	6	4	4	5	4		(115)
Alt. Shot Total= 42										

HOLE NUMBER	1	2	3	4	5	6	7	8	9	OUT
NAME / PAR	4	3	3	4	4	3	4	4	3	32
CEANE DONTJE	4	4	2	3	4	4	5	5	3	
BEAR SOKUBERT	Best Shot Total= 34									

4	3	3	4	4	4	2	4	4		
Best Ball Total= 32										

19	20	21	22	23	24	25	26	27	IN	TTL
3	5	4	3	4	4	3	4	3	33	96
4	7	4	3	5	3	4	7	4		(107)
Alt. Shot Total= 41										

ED OSBOEN	4	4	5	4	4	3	5	5	5	
MIKE DOWDRE	Best Shot Total= 39									

5	3	4	3	4	5	3	5	4		
Best Ball Total= 36										

4	7	6	3	5	5	4	5	3		(117)
Alt. Shot Total= 42										

JIM SMITH	4	3	4	4	6	3	4	5	3	
DAVE KEBLE	Best Shot Total= 36									

4	4	4	4	3	4	3	4	3		
Best Ball Total= 33										

3	8	4	4	4	4	4	4	3		(107)
Alt. Shot Total= 38										
2 <sup>ND</sup> SR. FIRST FL. \$31. <sup>00</sup> EA.										

HOLE NUMBER	1	2	3	4	5	6	7	8	9	OUT
NAME / PAR	4	3	3	4	4	3	4	4	3	32
CRAIG FURNISH	4	3	3	4	4	3	4	3	3	
PHIL HANSEN	Best Shot Total= 31									

4	3	4	4	4	3	2	4	3		
Best Ball Total= 31										


19	20	21	22	23	24	25	26	27	IN	TTL
3	5	4	3	4	4	3	4	3	33	96
4	5	4	4	5	4	4	5	3		(100)
Alt. Shot Total= 38										

RT MOORE	4	3	4	4	3	3	4	3	3	
BENCE GUYER	Best Shot Total= 31									

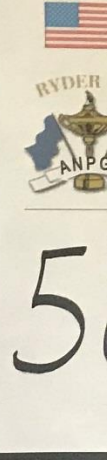
4	3	5	3	4	3	2	4	4		
Best Ball Total= 32										

4	6	4	4	5	4	4	5	3		(102)
Alt. Shot Total= 39										
1 <sup>ST</sup> SR. FIRST. \$41. <sup>00</sup> EA.										





# MIXED DIVISION



HOLE NUMBER	1	2	3	4	5	6	7	8	9	OUT
NAMES / PAR	4	3	3	4	4	3	4	4	3	32
JIM McDONALD	5	4	4	5	4	4	4	5	3	
MARY McDONALD	Best Shot Total= 38									

	10	11	12	13	14	15	16	17	18	OUT	1-18 Total
	4	3	3	4	3	3	3	4	4	31	63
	5	4	3	4	3	4	3	4	4		
	Best Ball Total= 34										

	19	20	21	22	23	24	25	26	27	IN	TTL
	3	5	4	3	4	4	3	4	3	33	96
	6	6	4	4	5	5	3	4	4		113
	Alt. Shot Total= 41										

RIK HAENDLER	4	3	3	3	4	4	4	4	4	
BRENDA HAENDLER	Best Shot Total= 33									

	4	3	5	5	4	5	3	4	4	
	Best Ball Total= 37									

	4	5	4	3	6	5	3	7	3		
	Alt. Shot Total= 40										
	1 <sup>ST</sup> MIXED CHAMP \$40 <sup>00</sup> EA.										

JASON EDWARDS	6	3	3	3	5	3	5	4	3	
LORIE BREYMAN	Best Shot Total= 35									

	4	4	4	5	4	3	4	5	4	
	Best Ball Total= 37									

	5	8	8	4	6	5	3	6	3		
	Alt. Shot Total= 48										
	1 <sup>ST</sup> MIXED FIRST FL. \$30 <sup>00</sup> EA.										

HOLE NUMBER	1	2	3	4	5	6	7	8	9	OUT
NAMES / PAR	4	3	3	4	4	3	4	4	3	32
JENSON TYLER	5	6	4	3	4	4	6	5	3	
TERESA PHIPPS	Best Shot Total= 40									

	10	11	12	13	14	15	16	17	18	OUT	1-18 Total
	4	3	3	4	3	3	3	4	4	31	63
	7	4	5	5	3	4	5	5	7		
	Best Ball Total= 45										

	19	20	21	22	23	24	25	26	27	IN	TTL
	3	5	4	3	4	4	3	4	3	33	96
	5	7	4	4	5	6	4	7	6		133
	Alt. Shot Total= 48										


TRISHA MILLER	3	5	4	3	3	4	4	3	3	
KEN MILLER	Best Shot Total= 32									

	4	4	4	5	4	4	3	5	4	
	Best Ball Total= 37									

	5	6	5	4	5	6	3	5	3		
	Alt. Shot Total= 42										
	2 <sup>ND</sup> MIXED CHAMP \$30 <sup>00</sup> EA.										



2018 Airport National 2-Person Ryder Cup



# Skins Game

5 @ \$34<sup>00</sup> PER PERSON  
PER SKIN

	IN	TTL
27		
3	33	96
1		

2018 Airport National 2-Person

# Past Champion

# LOW DISCIPLINE GAME

2018 Airport National 2-Person Ryder Cup



Low in each  
discipline



\$5.00 each  
for winners

• **Best shot** -- IAN JOHNSTON + BROCK BARNHART

• **best ball** -- JOSH MOORE & NATE MEYER

• **alternate shot** -- MICHELLE TYLER & PAT PHIPPS



# FLAG EVENT WINNERS

2018 Airport National 2-Person Ryder Cup



Flag

Closest to the Pin # 2 -- Andy Warek



Events

Closest to the Pin # 9 -- Dan Kempf

Longest Putt # 14-- BRENDA HAENDLER

\$10.00 ea Longest Putt # 18 -- Zack Schlabetzky